



DISMAL RECORD

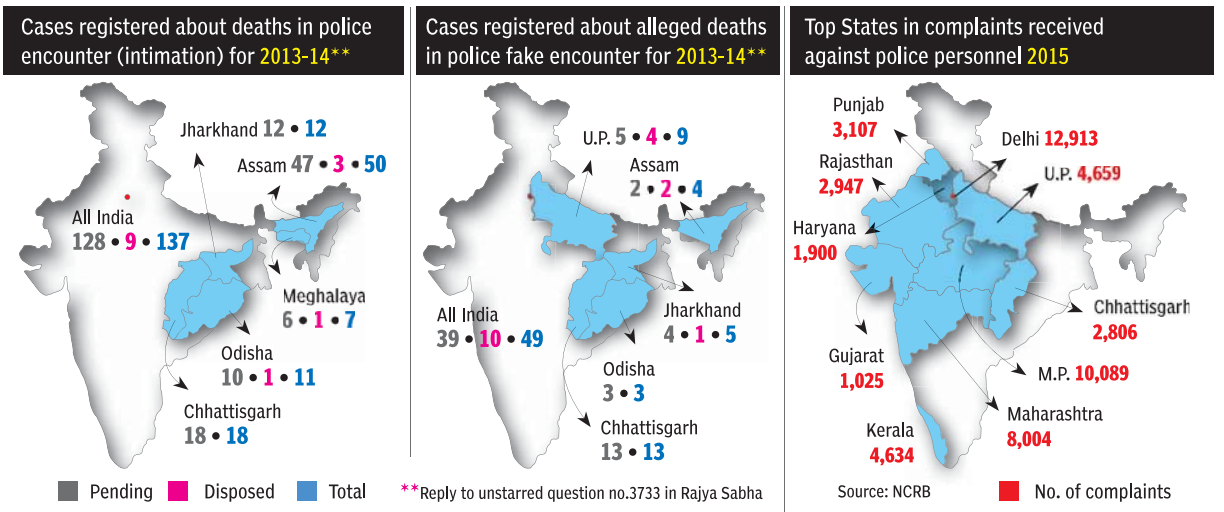
The rising numbers of allegations of fake encounters and complaints against police personnel are a blot on India's human rights record. By **RAMESH CHAKRAPANI**

With the "encounter killing" of eight alleged terrorists belonging to the Students Islamic Movement of India (SIMI) in Madhya Pradesh and about 25 "suspected" Maoists in Odisha, the state of human rights and civil liberties under the current dispensation in the country is once again under the microscope. Statistics from the National Human Rights Commission (NHRC) show that the situation has been escalating from bad to worse in recent years. The number of cases registered annually by the NHRC has been rising in the past seven years; it went up from 90,946 in 2008-09 to 1,05,664 in 2015-16. While reflecting a growing confidence in the commission, these figures also sadly indicate that there has

been no respite in the trend of violations.

A report released in October by H.L. Dattu, former Chief Justice of India and NHRC Chairman, showed that between October 2015 and September 2016, the NHRC registered 32,498 complaints against the police for human rights violations, of which 206 involved encounters. Chhattisgarh topped the list of encounter killings with 66 cases, followed by Assam (43), Jharkhand (15) and Odisha (10). West Bengal topped the list of registered cases of encounter involving paramilitary forces with 11 cases, while Uttar Pradesh topped the list of deaths in judicial custody (401) and deaths in police custody (27).

Data from the National Crime Records Bureau (NCRB)



Trials, acquittals and convictions of police personnel

Total	Number of police personnel sent for trial	Whose cases were withdrawn or disposed of	Whose trial was completed	Convicted	Acquitted
2011	1,229	475	439	47	392
2012	1,147	633	158	42	116
2013	1,250	412	154	53	101
2014	1,166	146	126	44	82
2015	1,122	115	92	25	67

Complaints, inquiries and cases registered against police personnel

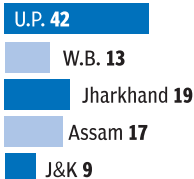
Year	Complaints received	Complaints declared false/unsubstantiated	Cases registered	Inquiries instituted	Cases sent for trial/chargesheeted
2011	61,765	28,789	11,171	21,672	913
2012	57,363	30,875	2,289	20,094	839
2013	51,120	26,640	1,989	15,830	799
2014	47,774	20,126	2,601	12,129	1,268
2015	54,916	20,405	5,526	16,721	4,367

Source: NCRB




Worst offenders in fake encounters (cases registered)*

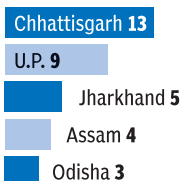
2011-12



2012-13



2013-14



*Reply to Lok Sabha unstarred question no. 656 regarding fake encounters

Registration and disposal of cases involving fake encounters*

All India	2011-12	2012-13	2013-14
No of cases registered	185	126	49
No of cases disposed	83	25	9

Fighting left-wing extremism LWE***

Year	No. of encounters	Security forces personnel killed	LWE cadres killed
2013	218	22	99
2014	221	7	60
2015	247	25	89
2016	75	0	50

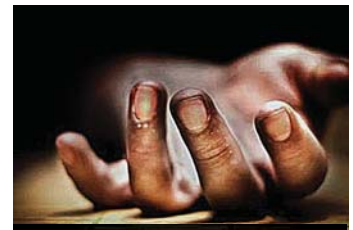
***Reply to unstarred question no.1327 in Rajya Sabha

showed that complaints of violations against police personnel rose from 47,774 in 2014 to 54,916 in 2015, a growth of 15 per cent, although about 20,000 cases in both years were declared false or unsubstantiated.

While the number of inquiries instituted to look into these complaints is significant, the number of cases actually registered has been quite low over the past five years. The number of cases sent for trial has recorded a remarkable jump from 913 in 2011 to 4,367 in 2015.

The rate of conviction of police personnel remained extremely low [47 in 2011 and 25 in 2015], given that more than 1,000 personnel were sent for trial in all five years.

Delhi topped the States in the number of complaints received against police personnel in 2015, followed by Madhya Pradesh, Maharashtra, Uttar Pradesh and Kerala.



India's human rights record

Year	Cases registered by NHRC	Intimada received about encounter deaths
2015-16#	1,05,664	206
2014-15	1,17,477	-
2013-14	1,06,684	-
2012-13	1,07,655	181
2011-12	95,174	179
2010-11	84,605	199
2009-10	82,021	111
2008-09	90,946	180

Figures from NHRC

#Figures for October 2015 to September 2016

Encounters galore

Oct. 2015-Sept. 2016

32,498

complaints registered against police

206 cases involved cases of encounter

Chhattisgarh tops with **66** encounter cases

Followed by Assam **43**,

Jharkhand **15**, Odisha **10**

7 encounters each in Maharashtra and Meghalaya

5 each in Uttar Pradesh and Manipur

West Bengal top in encounter by paramilitary forces

11 cases

Figures from NHRC statement