

Paradise lost

Kashmir, a land steeped in history and rich in natural resources, lags in various metrics despite a rise in Central assistance. By **RAMESH CHAKRAPANI**

As the Union government fights a pitched battle on the streets of Kashmir against thousands of disgruntled youths, it is time to take a closer look at how the State has been faring on development metrics and the extent of Central assistance to it.

First, the State's population has recorded a lower growth rate of 23.63 per cent in 2001-11, the latest decade for which data are available, compared with the previous decade when it was 29.43 per cent. However, population density rose from 100 per square kilometre in 2001 to 124 in 2011.

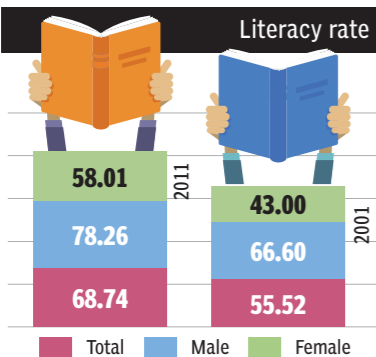
Jammu and Kashmir is India's only Muslim-majority State, where Muslims accounted for 66.97 per cent in 2001 and 68.31 per cent in

2011, while the share of Hindus in the population fell from 29.63 per cent in 2001 to 28.43 per cent.

The literacy rate grew from 55.52 per cent in 2001 to an impressive 68.74 per cent in 2011, with both male and female literacy rates recording a growth of more than 10 percentage points. However, the sex ratio, defined in India as the number of females per 1,000 males, was down from 892 in 2001 to 883 in 2011.

According to Planning Commission data, Central assistance to the troubled State skyrocketed from Rs.5,425.59 crore in 2010-11 to Rs.9,148.55 crore the next year, rising to Rs.9,610.22 crore in 2012-13. Jammu & Kashmir's share of all-India Central assistance also jumped from 6.23 per cent to 9.18 per cent and then to 9.49 per cent in the respective years. The State has also seen its allocation in Centrally sponsored schemes rise from Rs.2,440.78 crore to Rs.3,392.57 crore before falling to Rs.3,069.31 crore.

Contrary to popular perceptions of the State being merely a tourist paradise, it has millions of tonnes of reserves of a wide variety of minerals such as limestone, gypsum, marble, granite, bauxite, coal, lignite, magnesite, quartzite, dolomite and graphite.



Financial resources summary Rs.crore

	2007-08	2008-09	2009-10	2010-11	2011-12*	2012-13*
Tax revenue	4,333.19	4,509.91	4,942.08	6,549.56	7,510.84	9,663.92
Non-tax revenue	9,303.84	9,792.61	12,645.7	15,684.09	19,189.00	20,283.82
Share in Central taxes	1,774.39	1,826.45	1,914.76	3,066.98	3,328.00	4,244.7
Total expenditure	15,906.32	17,011.68	21,606.78	24,601.98	30,117.37	32,606.33
Outstanding liabilities	14,807.25	17,234.84	25,761.84	31,271.87	36,252.00	38,774.13

*Budgeted estimate Source: Planning Commission

Glimpses of Kashmir



Line of Control dividing Indian and Pakistan-occupied parts is 1,001-km long

State accounts for **77%** of India's apple production

Agribusiness contributes 60% of revenue, **22 per cent of GDP**

Mineral bearing area is **13,334 sq km**

History of Kashmir

Kashmir has a **2,200-year** history

3rd century BC: Incorporated into Maurya Empire under Asoka, founder of Srinagar

8th century CE: Kashmir becomes centre of Lalitaditya Muktapida's kingdom spanning North India, parts of Central Asia

Passes into the hands of Muslim rulers in **1324 CE**

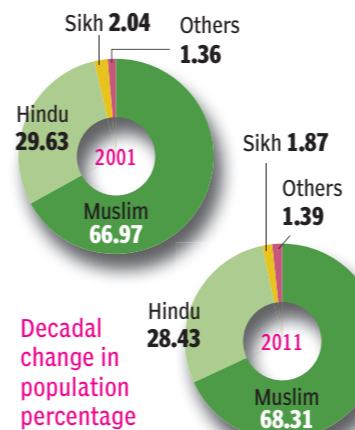
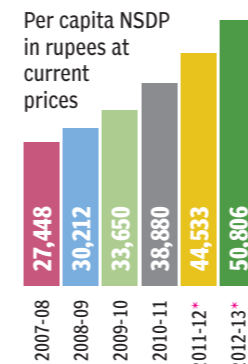
Akbar conquers Kashmir in 1587

In 1752, Afghan ruler **Ahmed Shah Abdali** seizes Kashmir

In 1819, **Maharaja Ranjit Singh** evicts Pathans with the help of Dogra army of Jammu

Maharaja Gulab Singh of Jammu pays Rs.75 lakh to East India Company in 1846 in exchange for Kashmir

Changing State domestic product Rs.crore



Decadal change in population

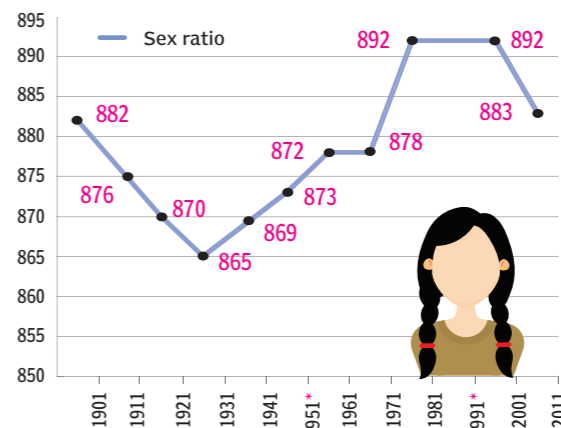
Population	Total	2001	2011	Male 2001	2011	Female 2001	2011
All religions	1,01,43,700	1,25,41,302	53,60,926	66,40,662	47,82,774	59,00,640	
Muslim	67,93,240	85,67,485	35,25,446	44,28,774	32,67,794	41,38,711	
Hindu	30,05,349	35,66,674	16,47,533	19,87,021	13,57,816	15,79,653	
Sikh	2,07,154	2,34,848	1,14,524	1,32,897	92,630	1,01,951	
Buddhist	1,13,787	1,12,584	58,610	56,442	55,177	56,142	
Christian	20,299	35,631	12,733	21,523	7,566	14,108	

Aid from the Centre Rs.crore

	2010-11	2011-12	2012-13
Central assistance			
All India	87157.63	99644.32	101280.44
Jammu & Kashmir	5425.59	9148.55	9610.22
Jammu & Kashmir (% of all India)	6.23	9.18	9.49

Centrally sponsored schemes

	2010-11	2011-12	2012-13
All India	159,575.39	161,761.85	153,908.75
Jammu & Kashmir	2,400.78	3,392.57	3,069.31
Jammu & Kashmir (% of all India)	1.50	2.10	1.99



Mineral wealth

