

# INCOMPLETE FEAT



India remains at the top in global milk production but has yet to make a mark in dairy products trade worldwide.

By Ramesh Chakrapani

India continued to retain the top spot in global milk production in 2018, but the output had little impact on worldwide trade in milk products since the country's exports remained negligible, according to data from the Food and Agriculture Organisation.

The three major dairy product exporters were the European Union, New Zealand and the United States.

Data from the National Dairy Development Board showed that India's milk production had risen steadily in the past few years, growing from 137.7 million tonnes in 2013-14 to 175.3 million tonnes in 2017-18.

Uttar Pradesh was the top contributor, accounting for 16.5 per cent of the national production, followed by Rajasthan (12.7 per cent), Madhya Pradesh (8.3 per cent), Andhra Pradesh (7.8 per cent) and Gujarat (7.7 per cent). Per capita availability too has posted significant gains, rising from 307 grams a day in 2013-14 to 375 gms a day in 2017-18. Punjab recorded the highest per capita availability of 1,120 gms a day, followed by Haryana (1,005), Rajasthan (834), Gujarat (592) and Andhra Pradesh (574).

### Butter trade in 2018 (tonnes)

Top exporters	
New Zealand	5,01,000
European Union	1,61,000
Belarus	78,000
U.S.	49,000
India	33,000
Ukraine	29,000
Australia	17,000
Mexico	11,000

Top importers	
Russia	87,000
U.S.	59,000
Australia	42,000
Mexico	33,000
Taiwan	23,000
European Union	22,000
Canada	22,000
Japan	16,000

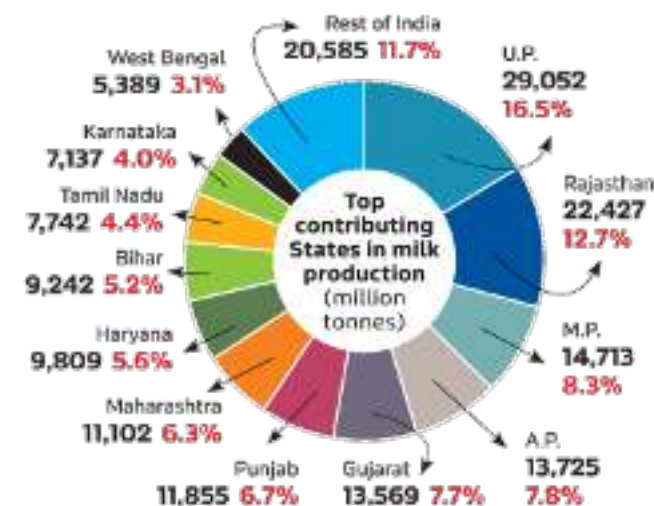
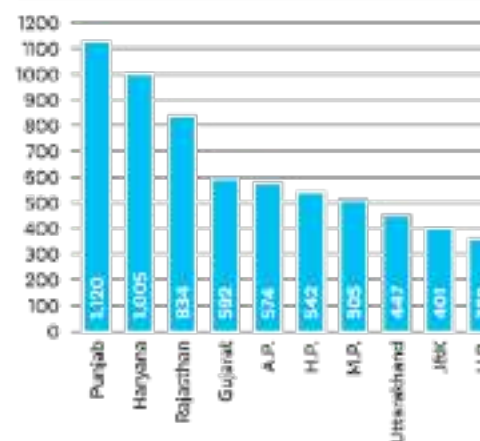
### Non-fat dry milk trade 2018 (tonnes)

Top exporters	
European Union	8,21,000
U.S.	7,13,000
New Zealand	3,58,000
Australia	1,55,000
Belarus	1,20,000
Mexico	65,000
Canada	66,000
India	43,000
Ukraine	23,000
Argentina	16,000

Top importers	
Mexico	3,60,000
China	2,80,000
Philippines	1,59,000
Indonesia	1,69,000
Algeria	1,65,000
Russia	91,000
Japan	52,000
Brazil	29,000
South Korea	25,000
Taiwan	23,000



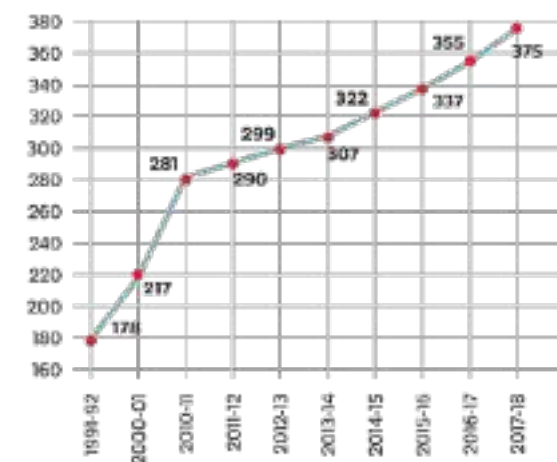
### Top States in per capita availability of milk (gms/day) 2017-18



### India's milk production (million tonnes)



### Per capita milk availability (gms/day)



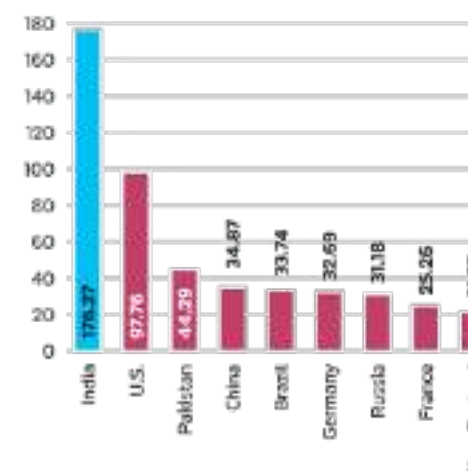
### Cheese trade 2018 (tonnes)

Top exporters	
European Union	8,32,000
U.S.	3,49,000
New Zealand	3,22,000
Belarus	2,10,000
Australia	1,72,000
Argentina	43,000

Top importers	
Japan	2,86,000
Russia	2,42,000
U.S.	1,38,000
South Korea	1,24,000
Mexico	1,23,000
Australia	98,000

### Top global milk producers (million tonnes) 2017



### Milk facts

81% of global milk production is cow milk, followed by buffalo milk (15%); goat, sheep and camel milk together account for 4%.

World milk production in 2018 grew on year by 1.6% to 838 million tonnes.

India is the largest milk producer in the world.

The top dairy product exporters are the European Union, New Zealand and the United States.

China is the world's largest importer of dairy products.

Milk is internationally traded mainly in the form of whole milk powder, skim milk powder, butter and cheese.