

# MIXED BAG

India's coffee exports will likely fall in 2018-19 owing to lower carryover stocks, while sugar shipments will rise on the back of record output. **By Ramesh Chakrapani**

India's coffee crop in 2018-19 (October/September year) is expected to rise to 5.5 million 60-kilogram bags from 5.42 million bags in the previous year, although coffee-growing regions were affected by heat and erratic rains, while sugar production is forecast to hit a record 33.8 million tonnes, leading to a trebling of exports from the previous year, the United States Department of Agriculture said in two separate reports recently.

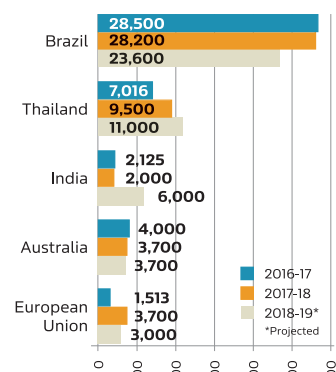
Sugarcane production was estimated to rise to

415 million tonnes from a cultivated area of 5.2 million hectares, the report said. However, among global exporters, India will continue to lag Brazil (23.6 million tonnes) and Thailand (11 million tonnes) as the country's domestic consumption will continue to remain the highest in the world at 27.5 million tonnes.

In sugar production, Brazil is expected to take the top spot in 2018-19 with 34.2 million tonnes, followed by India, the European Union,

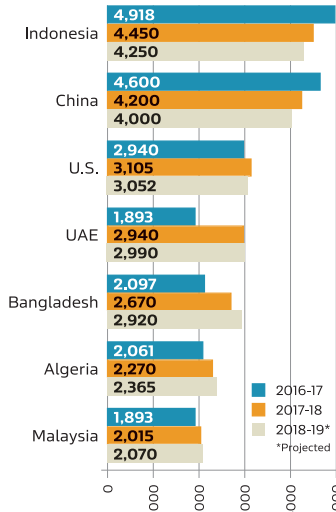
## Global sugar exports

(1,000 tonnes)



## Global sugar imports

(1,000 tonnes)

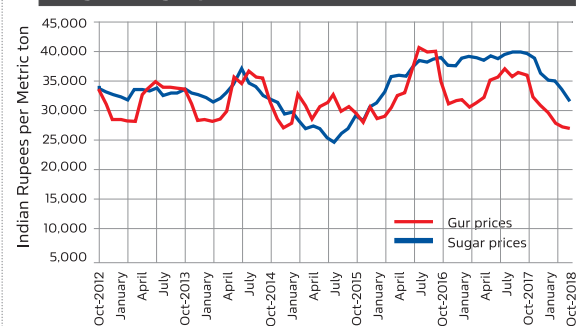


## Estimated output of top producers in 2018-19

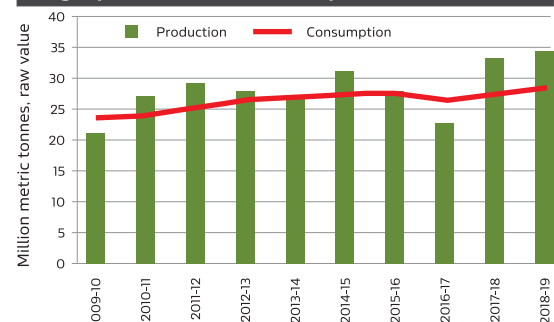
(1,000 tonnes)



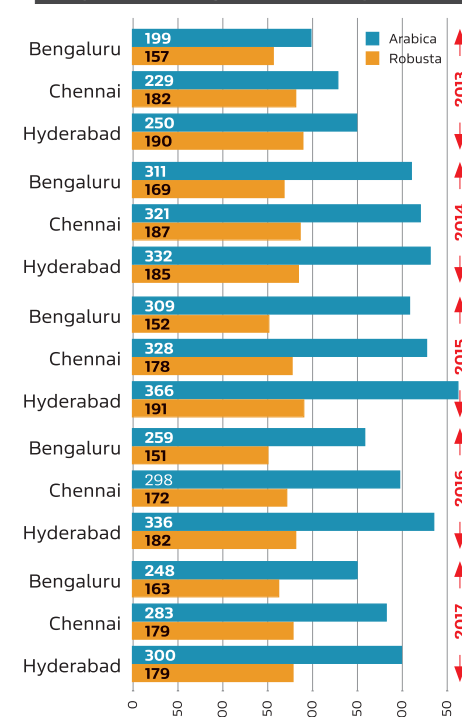
## Sugar and gur prices in Delhi market



## Sugar production and consumption

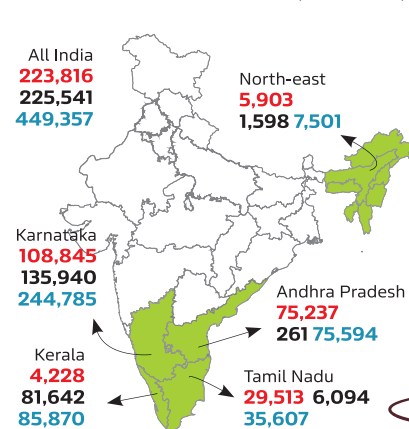


## Average coffee bean retail prices in major consuming centres (Rs./kg)



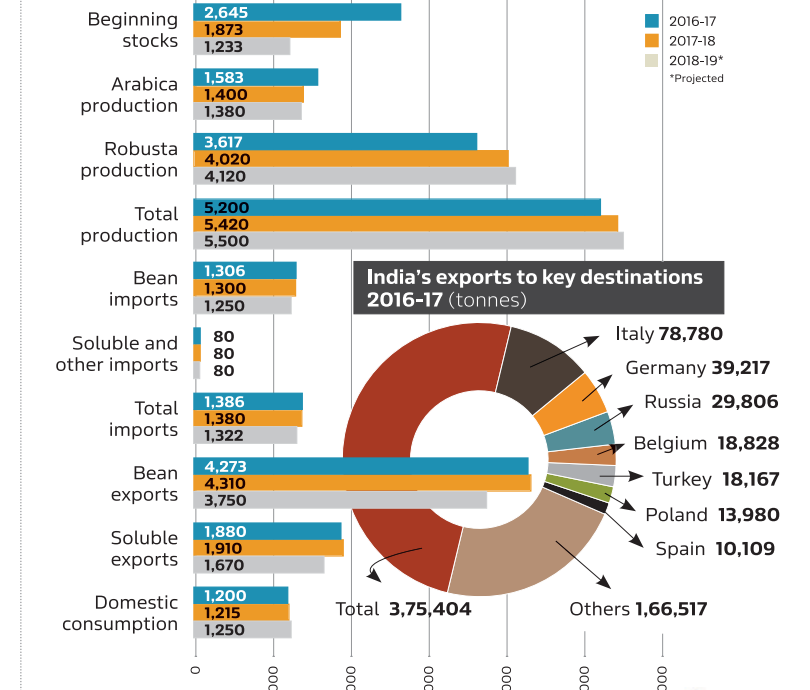
## Coffee planted area in key States

2 016-17 (in hectares)

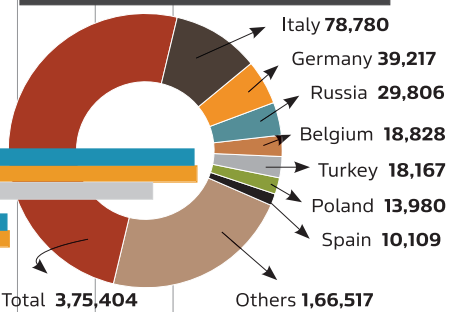


## Coffee production and usage

(1,000 60-kg bags)



## India's exports to key destinations 2016-17 (tonnes)



## Coffee cultivation (area in 1,000 hectares, trees in million)

	2016-17	2017-18	2018-19
Area planted	449	440	450
Area harvested	410	400	422
Bearing trees	532	540	542
Non-bearing trees	100	98	97

## Coffee exports to key markets in recent years (tonnes)

	2011-12	2012-13	2013-14	2014-15	2015-16
Italy	78,010	68,662	70,782	65,509	83,769
Germany	25,726	28,372	29,163	24,256	32,699
Russia	29,392	19,596	18,914	20,914	28,149
Belgium	18,007	18,055	13,641	14,830	20,125
Turkey	4,906	9,905	14,055	15,293	14,656
Slovenia	13,133	10,339	7,868	9,248	11,839
<b>All markets</b>	<b>310,27</b>	<b>291,566</b>	<b>288,640</b>	<b>276,769</b>	<b>345,459</b>

Thailand and China. Domestic coffee consumption is expected to rise on the back of greater soluble coffee consumption. Exports for 2018-19 are expected to fall to 5.42 million 60-kg bags from 6.22 million bags the previous year owing to lower carryover stocks and the uncertainty surrounding export incentives, according to the USDA.

The harvested area is expected to rise to 4,22,000 hectares from 4,00,000 hectares the previous year.

In 2016-17, the top destinations for Indian coffee were Italy, Germany, Russia, Belgium and Turkey.

Coffee bean exports are expected to fall to 3.75 million bags from 4.31 million bags the previous year, while soluble exports are forecast to fall to 1.67 million bags from 1.91 million bags, according to the USDA. Its report said that bean imports were also estimated to decline to 1.25 million bags from 1.3 million bags.